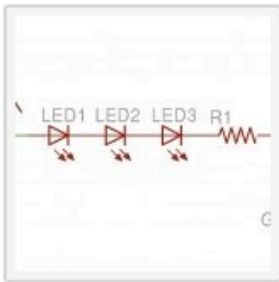



## Tutorial - LEDs in Series

Setting up LEDs in series is easy. Here are the parts you will need:


a breadboard set up for 5 volts  
a 12 volt power supply  
three LEDs  
one 220 ohm resistor




1. Esquema



2. Comienza conectando 1 led. Pata larga a 5V y corta a R 220 conectada a tierra.



3. Agerga 1 led al circuito, conectando la pata larga a la tierra del led anterior y la pata corta a la R 220



4. Conecta otro led en la misma linea del anterior. Ahora tienes 3 leds en serie desde 5V y 1 amp .